

STATES

HOW TO INVEST IN PARANÁ



Sponsor:

AMCHAM
Brasil



Fecomércio PR
Sesc | Senac | IFPD

ACKNOWLEDGMENTS



The American Chamber of Commerce for Brazil, being the largest Amcham outside the United States is constantly serving its members by building bridges for Brazilian businesses worldwide. Our foreign investment attraction efforts have also been a key leading point for Amcham. The How to Series is part of this initiative. With the support of some of our corporate members we are putting together strategic information on the most various aspects of doing business in Brazil. As part of BRICS (Brazil, Russia, India, China and South Africa) and representing the 7th largest economy of the world, Brazil has clearly demonstrated its importance in the global market. The country's business environment as well as foreign investment numbers, despite international crisis, continues very positive. Medium and high classes are increasing, which creates a solid internal market and contributes to maintain good results in the economy. The 2014 FIFA World Cup has been estimated in US\$ 56.8 billions and the 2016 Olympics in US\$ 19.3 billions in investments. These events have had an impact on direct investments in Brazil and in infrastructure projects needed to hold them in the country. It is now more than ever a strategic time for businesses opportunities in Brazil. We welcome you and hope that the information you are about to read serves you best.

A handwritten signature in black ink, appearing to read 'Gabriel Rico'.

Gabriel Rico - CEO, Amcham Brasil



Paraná experiences today the consolidation of a new cycle of social and economic development based in a voluminous amount of national and international investment in its industrial park. In two years, we have reached R\$ 20 billion, with the generation of 120 thousand new direct jobs, through a fiscal stimulus and dialogue-based and entrepreneur-friendly politics. This fact adds to the quality of life of our cities, to the good conditions of our infrastructure network and reaffirms our State's strategic geographical position at the core of MERCOSUR and next to the biggest consumer market of Latin America, São Paulo. In the last two years, besides the manufacturing sector, scattered through all regions of the State, other economic segments (Livestock and Farming, Commerce and Services) have invested more than R\$ 5 billion in Paraná. And we don't stop: we are investing in our highway and railway systems, ports, airports, and so, with planning and calm, we can match the demand of all economic sectors. We are doing the same with electricity, water & sanitation, and gas supply, besides investing in education and skilled labor force. Paraná is ready – and gets better each day – to receive your company. Be welcome!

A handwritten signature in black ink, appearing to read 'Carlos Alberto Richa'.

Carlos Alberto Richa - Governor of the State of Paraná



CONTENT

01	AN OVERVIEW OF PARANÁ	06
02	PROFILE OF THE STATE	11
03	ECONOMY	21
04	TOURISM	37
05	INVESTMENT INCENTIVES	39
06	USEFUL CONTACTS	43
07	ABOUT OUR SUPPORTERS	47
08	ABOUT OUR SPONSOR	49

01.

AN OVERVIEW OF PARANÁ

GENERAL INFORMATION AND FACTS

Paraná is one of the 26 Brazilian states and is situated in the South region of the country. Occupying an area of almost 200,000 km², the territory of the State is larger than countries like Uruguay and Portugal.

One of the most developed Brazilian States in terms of quality of life, it is among the six with the highest level of income and of life expectancy, according to reports from the United Nations Development Program. With over 85% of the population living in urban areas, Paraná has one of the highest Human Development Index (HDI) among the Brazilian states.

One of the largest grain producers in Brazil, with a strong participation in the agricultural production of the country, the State also has various highlights in the industrial and services sectors, as one of the main exporters in the country.

With the 4th largest urban area in the country, it has around 1,600 km² of built up areas in the cities.

Curitiba, the State's capital city, has been a renowned center for innovation in sustainability and urban mobility since the 1970s. The city is an example of continuity in public management and urban planning, and for this reason it has already been recognized in various international awards in the areas of urban management, environment and public transportation.

Since its foundation, Paraná has been linked to the major economic cycles of Brazil and the world. The state has faced various economic cycles, since the 16th Century, as one of the main producers of gold, coffee, meat and soybean, mainly since the 19th century. In the 20th century, whilst being recognized as one of the main coffee exporters in the world, Paraná gave rise to its successful industrialization process during the 1950s.

POLITICAL CONSTITUTION AND GOVERNMENT COMPOSITION

Its gubernatorial elections are held every four years, and the current Governor of the State is Carlos Alberto Richa, better known as "Beto Richa", of the *Partido da Social Democracia Brasileira* (PSDB - Brazilian Social Democratic Party).

Paraná is represented by thirty-three members in the Brazilian National Congress (three in the Federal Senate, and thirty in the Chamber of Deputies). Both institutions are located in Brasília, the country's capital. In Brazil, the Senators have a mandate of eight years, and the Federal Congressmen have a mandate of four years.

The Legislative Assembly of Paraná, the legislative branch of the State government, is composed of 54 representatives, also with mandates of four years.

The State's judicial system consists of both a state and a federal system of Courts. The State Court system

is composed primarily of a Court of Audit whose responsibility is to monitor the use of State funds by the authorities and entities of the State; several Courts of Law (Civil, Criminal, of Bankruptcy, etc.); and a Court of Appeals, which is the Highest State Court. Matters that are not settled in the Court of Appeals can be heard by the Federal Superior Courts.

There are various courts at federal level that operate in the State. The *Superior Tribunal Eleitoral* (Electoral High Court) is responsible for ruling matters and suits related to the electoral process and elective positions in the legislative process of the Brazilian Federal Government. The *Superior Tribunal do Trabalho* (Labor High Court) is responsible for the matters and suits related to labor disputes. All of the inferior courts answer to the High Courts, which answer to the *Superior Tribunal Federal* (Federal High Court).

LOCATION AND GEOGRAPHY

► STRATEGIC POSITION

Paraná is strategically positioned in the Southern Common Market (MERCOSUR), as well as other consumer markets in Latin America. MERCOSUR is the economic block that promotes the trade and transit of people between Argentina, Brazil, Paraguay, Uruguay and Venezuela.

The capital of the State, Curitiba, is situated at less than 3,000 kilometers from large cities like Santiago (Chile), Buenos Aires (Argentina), Bogotá (Colombia), Asunción (Paraguay), Montevideo (Uruguay), and all of the capital cities of Brazil, except for Macapá (Amapá), and Boa Vista (Roraima).

Regarding the main consumer markets in Brazil, the State is located 400 kilometers from the cities of São Paulo and Florianópolis, and less than 1,000 kilometers from the cities of Porto Alegre and Rio de Janeiro.

Through its ports on the Atlantic Ocean, Paraná has maritime access to many high-growth markets, such as Africa and Asia, serving as refueling base and a route point between the Americas and these continents, as well as for transportation routes to Europe, North America and the Pacific.

TRIPLE FRONTIER

Paraná is the Brazilian State located in the Triple Frontier - the tri-border area where, close to the Iguassu Falls, Paraguay, Argentina and Brazil meet. The Triple Frontier has a thriving and connected economy, based on tourism and on the generation of energy, due to the National Parks of the region and the Hydroelectric Plant of Itaipú.

The region is prosperous and allows easy access between the various regions of Brazil and the productive agricultural, wine producing and industrial areas of Northern Argentina, Eastern Paraguay and Southern and Central-Western Brazil.

REGIONS OF PARANÁ

Paraná is divided, as an administrative and statistical organization, into ten Mesoregions, each with their particular characteristics.



MESOREGIONS OF PARANÁ

Region	Concentration of the Population (2010)	Main City
Metropolitan Region of Curitiba	33.50%	Curitiba
Central-Northern	19.50%	Londrina
Western	11.70%	Foz do Iguaçu
Central-Eastern	6.60%	Ponta Grossa
Northwest	6.50%	Paranavaí
Southwest	5.60%	Pato Branco
Pioneer North Region	5.20%	Jacarezinho
Center Southern	4.35%	Guarapuava
Southeast	3.88%	União da Vitória
Central Western	3.20%	Campo Mourão

Source: IBGE - 2010 Census.

Agribusiness is stronger in the regions located inland, while the Manufacturing Industry is more prominent in the regions of pioneering populations and with tradition in a more consolidated industrial sector. However, in recent years, there has been a relevant effort in the premise of industrializing the interior of the State, allying the productive chains of each region.

The Agro-industrial sector is very strong inside Paraná, creating a fine tune between the production and industrialization of primary goods, either through cooperatives installed in the interior of the state, or of national and foreign private industrial groups.

Trade is prominent mainly in the Metropolitan Region of Curitiba. In this region, 51.98% of the economic activity responds for trade activities.



Source: IPARDES, 2011.

Paraná has many areas of significant urbanization scattered throughout the State. However, two of the State's three Metropolitan regions, Maringá and Londrina, are located in the Central-Northern Region.

URBAN CENTERS

Paraná counts on nine municipal districts among the 100 largest municipal economies of Brazil. These cities are situated in various regions of the State, and all of them have a Gross Domestic Product (GDP) of more than R\$ 4.5 billion.

LARGEST MUNICIPAL ECONOMIES

Region	GDP (in R\$ billion - 2011)
Curitiba	45.8
Araucária	11.9
São José dos Pinhais	11.5
Londrina	8.8
Maringá	7.2
Foz do Iguaçu	6.7
Paranaguá	5.4
Ponta Grossa	5
Cascavel	4.9

Source: State Secretary for Planning and Political Coordination of the State of Paraná (*Secretaria de Planejamento e Coordenação Política do Estado do Paraná*) 2013.

CURITIBA

The capital of Paraná, Curitiba, has been recognized not only for its extensive urban planning project and its characteristics of mobility, but also as a focal point for conducting business and developing market partnerships in Brazil and abroad.

Curitiba, as a connected city, offers backbones, satellite coverage, Cell Sites, ADSL (broadband internet system), and WI-FI. Logistically, the city is connected to Brazil and the world, through a series of highways, airports and railways that allow the communication with ports not only of Paraná, but also with the states of Santa Catarina and São Paulo.

The city will be one of the first in Brazil to receive the 4G technology of very fast transmission of mobile internet data. Investments have already been made and the network is already in operation.

Since the creation of the *Cidade Industrial de Curitiba* - CIC - (Industrial City of Curitiba), in 1973, and with the boost from the arrival of large car manufacturers in

the 1990s, the economy of Curitiba has been developing continuously, always focusing on social well-being, connectivity and sustainability. It is not by chance that the city, through planning, has focused on the quality of life of its residents, whereby its Municipal Human Development Index (HDI-M) is of 0.856; its index of Living Condition (QLI) is of 0.808 and a Quality-of-Life Satisfaction Index (measured by IPPUC, *Instituto de Pesquisa e Planejamento Urbano de Curitiba*), of 81.75%.

The economic force of the city and its development has placed Curitiba recurrently among the best cities to do business with. Besides being considered as the 2nd Hub of Technological Innovation in Brazil according to the IPEA (*Instituto de Pesquisa Econômica Aplicada* - Institute of Applied Economic Research), Curitiba was considered the 2nd Best City for Doing Business in Brazil and 5th Best City in Latin America for Business according to *América Economia Magazine*.

All of these aspects reiterate the vocation of the city for attracting investments and developing further its industrial, services and trade hub.



Curitiba is a city known for its public spaces and high life quality.
Source: Curitiba Convention Bureau.

02.

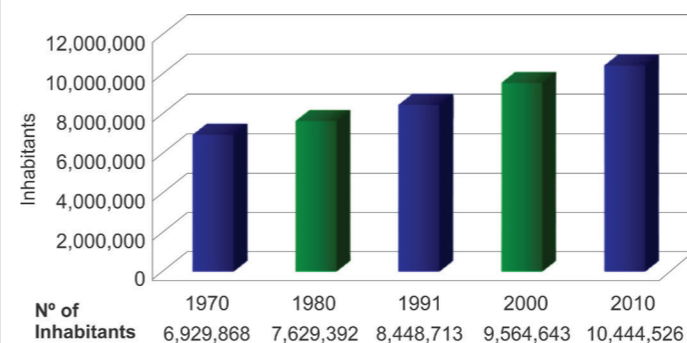
PROFILE OF THE STATE

DEMOGRAPHICS

Paraná has more than 10 million inhabitants. With an average growth rate of almost 1% a year, the population of Paraná represents 5.4% of the Brazilian population. The metropolitan region of Curitiba alone represents almost 2% of Brazil's inhabitants.

The state is one of the ten most populated Brazilian states. In 6th place, the state is in a comfortable position that allows population growth without compromising its regional infrastructure.

Evolution of the Population of Paraná



Source: IPARDES/IBGE, 2010.

A large part of Paraná's population is concentrated in the cities surrounding the Metropolitan Region of Curitiba. Nevertheless, the population living in the countryside represents 64.4% of the state's inhabitants.

The largest cities of the state are Curitiba, Maringá, Londrina, Ponta Grossa and Cascavel. These cities are strategic, economic and political hubs, and are situated in the East region of Paraná (Curitiba and Ponta Grossa), in the North (Londrina and Maringá), and in the West region (Cascavel). The total population of these cities is over 3.1 million.

LARGEST URBAN CENTERS OF PARANÁ

City	Population
Curitiba	1,751,907
Londrina	506,701
Maringá	357,077
Ponta Grossa	311,611
Cascavel	286,205
São José dos Pinhais	264,210
Foz do Iguaçu	256,088
Colombo	212,967
Guarapuava	167,328
Paranaguá	140,469

Source: IBGE - 2010 Census.

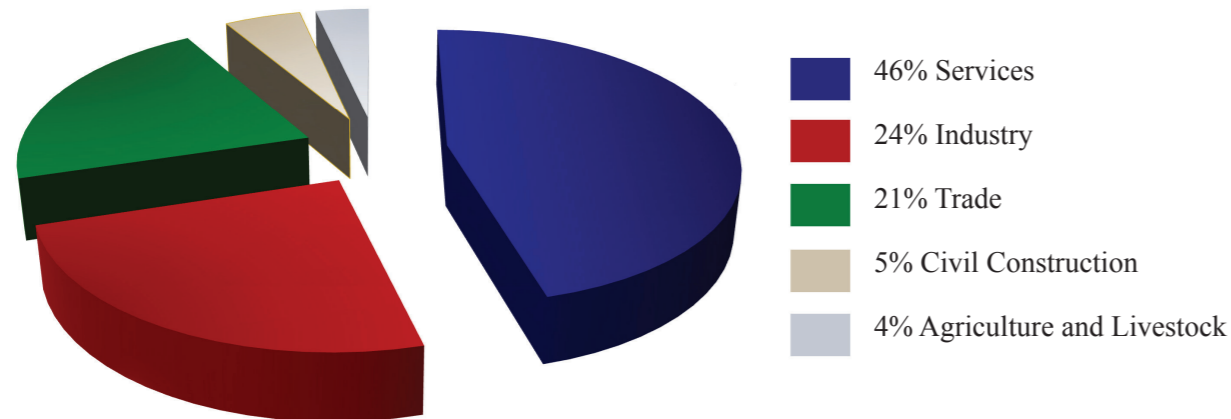
Paraná's family profile has attractive features for many economic sectors. Nearly 50% of Paraná's inhabitants live in a nuclear family, while almost 20% live alone, generating a high economic demand for various types of products and activities in the State.

EMPLOYMENT

With an economic growth of 5.53% a year, in 2011 alone, more than 112,000 new jobs were created in Paraná.

Currently, it is important to stress that, in the State, the unemployment is lower than the average for Brazil and according to the *Instituto Paranaense de Desenvolvimento Econômico e Social* (IPARDES - Paraná Institute of Economic and Social Development), in the Metropolitan Region of Curitiba, in 2012, unemployment reached 3.8% of the economically active population, representing full employment.

Jobs Created per Sector in Paraná

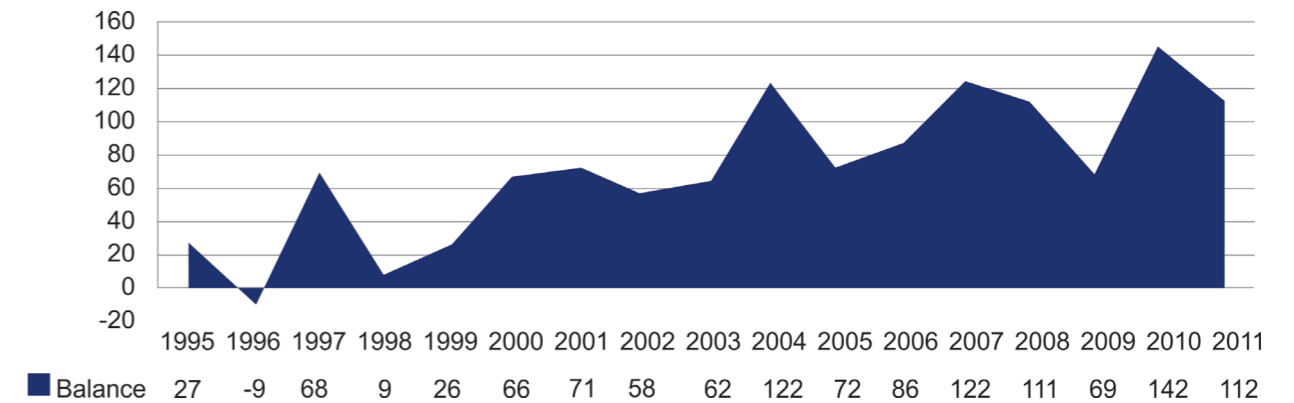


Source: IPARDES/CAGED/MT, 2012.

The state has experienced a steady growth in the total number of jobs. Even the international crisis of 2009 and 2010 did not affect the capacity of creating jobs in Paraná:

even with a drop in 2009, the balance of formal jobs in 2010 exceeded the national trend, generating double the number of jobs of the previous year.

Balance of Formal Jobs in Paraná (in thousands)



Source: IBGE/IPARDES, 2012.

EDUCATION

IMPORTANT ASPECTS

The State has over 9,000 schools, both public and private, which provide a high standard of education for preschool, primary and secondary levels.

Besides the traditional education, there are around 240 institutions, located throughout the State, whose focus is Professional Education, providing training to new professionals that seek, while still attending school, to specialize in industry, trade and service sectors.

Almost 950 institutions in Paraná are involved in Youth and Adult Education, focusing on literacy and the educational development for people beyond school age.

HIGHER EDUCATION

There are 183 Higher Education Institutions in the State of Paraná, of which 19 are public and 164 are private.

In 2011, approximately 348,000 students attended Undergraduate Courses in Paraná, representing one of the highest levels of people taking Higher Education Courses in Brazil. More than 31,000 openings are offered annually by universities and other higher education institutions.

The State has managed to reduce the student-professor ratio from 13 to 12 in the last two years.

UNIVERSITIES

In Paraná, there are 13 Universities throughout the State. Among these, there are Federal and State Universities, which makes of Paraná a large training center of skilled labor.

Besides Undergraduate courses, the Universities of Paraná, both public and private, are highly renowned for their Post-graduation programs, in the levels of Specialization, Master, Doctorate and Post-Doctorate. The State is also the headquarters of UNILA – the Latin American Integration

Federal Univesity, focused on the integration of South and Latin American students and scholars.

In 2011, more than 59,000 students completed their undergraduate studies and entered the labor market.

INTERNATIONAL EDUCATION

Paraná also has an international School located in Curitiba that serves both foreign and Brazilian students. The

International School of Curitiba (ISC) offers educational services for students from Toddler through 12th grade and is accredited by **SACS-CASI Advanced (USA)**, by the Brazilian Ministry of Education (MEC), and the International Baccalaureate Organization (IBO). Founded in 1959, ISC is the only international school in the Brazilian state of Parana that offers the American, Brazilian and International Baccalaureate diplomas.



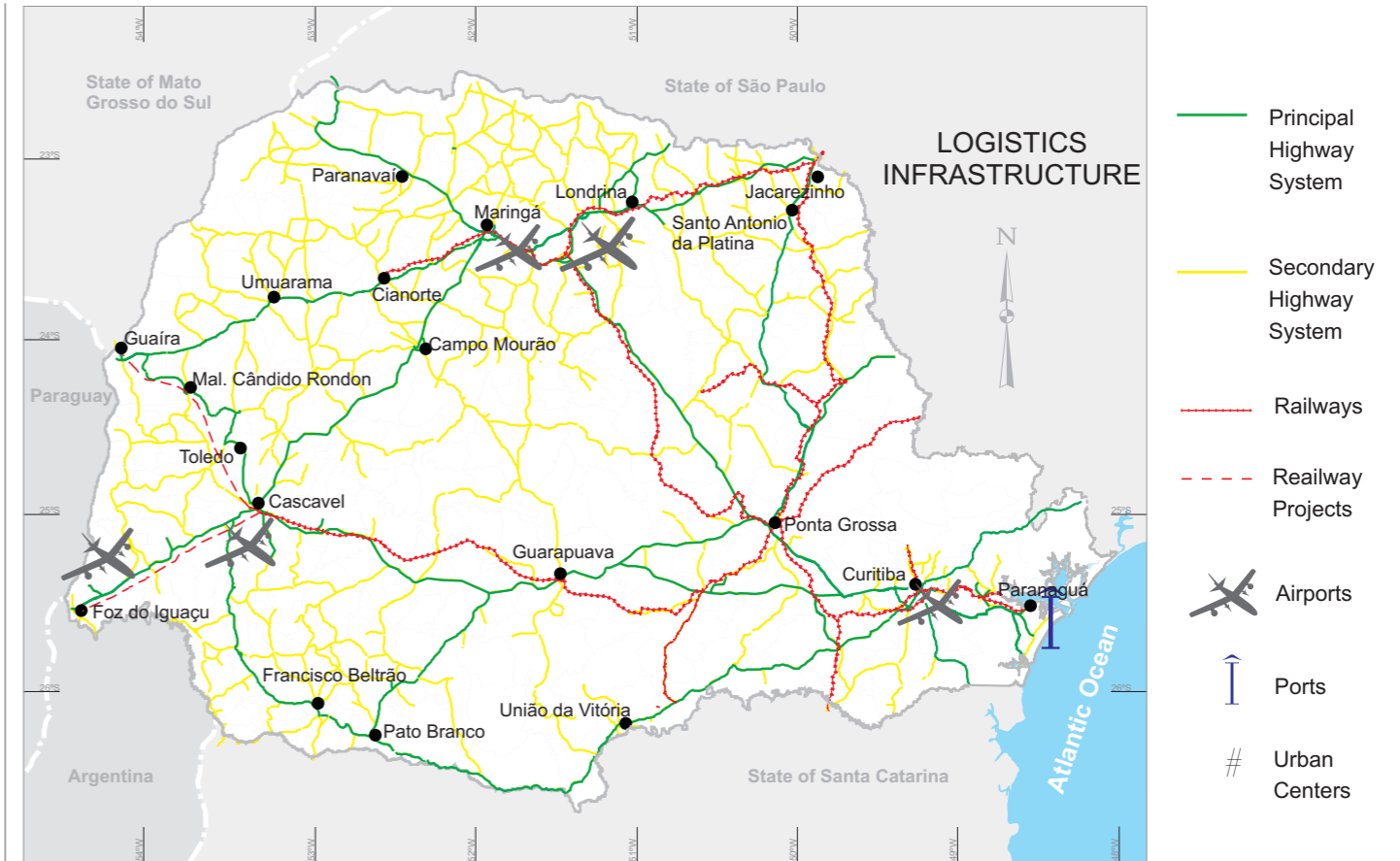
International School of Curitiba Campus

INFRASTRUCTURE

TRANSPORTATION

The State of Paraná is recognized as having a better transportation infrastructure than most of other Brazilian

regions. Roads and highways connect to all cities, and the railway system connects the agricultural and industrial production to the seaports of Paranaguá and Antonina, on the State's coast.

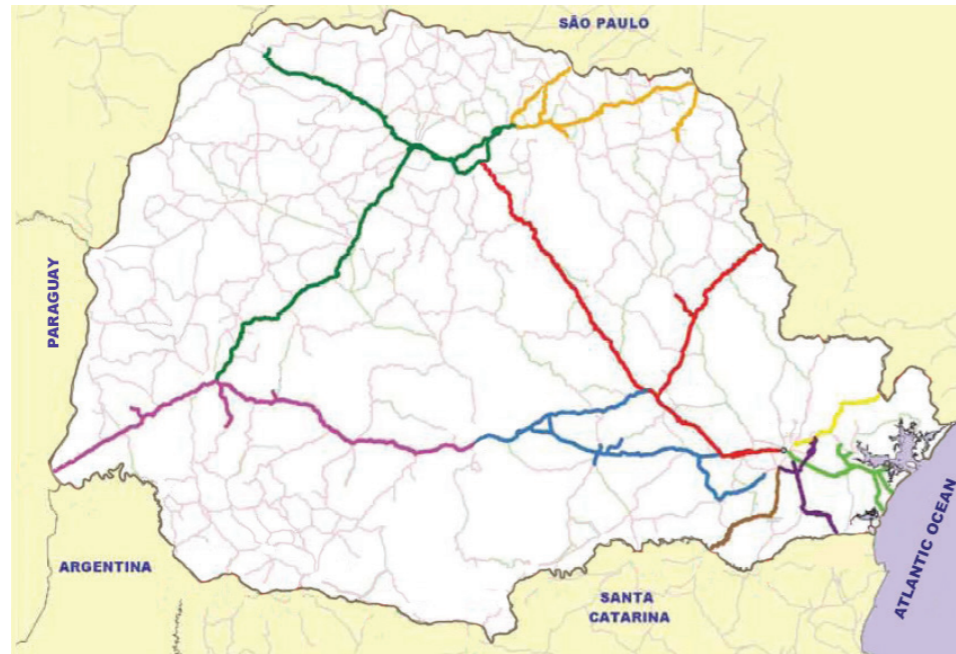


Source: State Secretary of Industry, Commerce and MERCOSUR Affairs, 2012.

HIGHWAYS

75% of all transportation in Paraná is accomplished through its system of roads and highways, linking all municipalities. The State has the most developed highway system in Southern Brazil, which includes a highway system of more than 118,000 kilometers. Paraná has 36

points of exit/entry along its borders with its neighboring Brazilian States, São Paulo and Mato Grosso do Sul to the north and Santa Catarina to the south, and with the countries of Argentina and Paraguay in the west.



Source: PELT 2020, CREA-PR, 2011.

17.5% of the State's highway system is controlled and managed by private business through a concession agreement with both the state and federal governments. In Paraná, six concessions have been granted by the state and three by the federal government.

The highway concessions in Paraná receive the name of "Anel da Integração" (Integration Ring Road), and are situated throughout the state's territory.

AIRPORTS

Paraná has the 4th best airport infrastructure in Brazil. It is recognized for the size and quality of its air transportation network comprised of 40 public airports and a relevant number of private ones. Eighteen airports are capable of handling night operations, eight can operate in instruments conditions and five only operate regular airlines.

Paraná has five large and medium-sized airports with regular airlines: two in the city of Curitiba (including a international one), the international airport of Foz do Iguaçu, and the regional airports of Londrina and Maringá.

In 2012 alone, Paraná had a monthly average of more than 16,000 landings and take-offs per month, or a total of almost 200,000 flights per year in all of its airports. In the whole State, almost 10 million passengers used the airports.

The International Airport of Curitiba is located approximately 11 miles from the city center and is strategically located to many of the region's transportation hubs. Its location, near Highway BR-277, affords easy and rapid access to the Port of Paranaguá (75 km), the City of Joinville (134 km) and the ports of São Francisco do Sul and Itajaí, in the state of Santa Catarina (190 km). With an annual passenger capacity of three million, it is ranked

as the fifth largest airport in Brazil. The airport also handles an average of 2,000 tons of air cargo per month, recording more than 46,800 tons in 2012.

The next four largest airports, situated strategically in the main cities of the state, handle over 82,344 landings and take-offs annually, carrying more than 2 million passengers. Of this passenger load, the International Airport of Foz do Iguaçu saw 1,150,000 passengers, making it the second busiest airport in Paraná.

Between 2004 and 2010, the State of Paraná made over R\$ 11 million in improvements to public airport infrastructure.

RAILWAYS

As the third main transportation system, 25% of the transportation in the State is made through railways. The

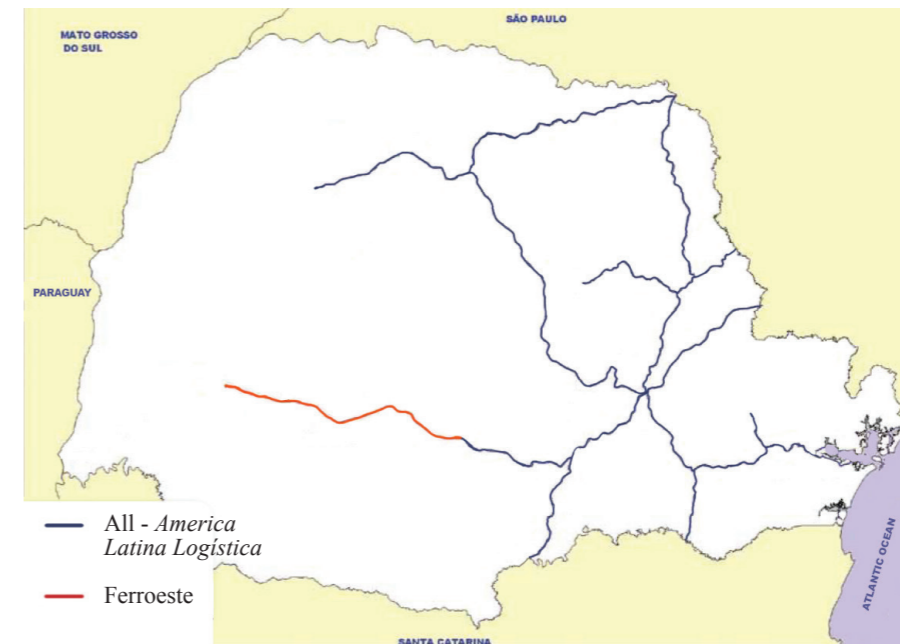
railway network is about 2,400 km long and is operated by two companies: *América Latina Logística - ALL*, a privately-owned company, and *Estrada de Ferro Paraná Oeste*, a publicly-owned company.

RAILWAY SYSTEM - PARANÁ

Company	Extension	Gage
ALL	2,100 km	Metrics
FERROESTE	248,6 km	Metrics

Source: PELT, 2011.

FERROESTE's rail service runs between the cities of Guarapuava and Cascavel, linking the Central and West Regions of Paraná. ALL's network operations, essentially running a north-south route, links Paraná to the State of São Paulo to the north and the states of Santa Catarina and Rio Grande do Sul to the south.



Source: PELT 2020, CREA-PR, 2011.

WATERWAYS

The waterways in Paraná are based, overall, on its seaports, with a participation of three inland State waterways. The two coastal ports are located in the Bay of Paranaguá, while the inland waterways are located in the North portion of the State.

Both seaports are administered by a local public authority APPA, the Antonina and Paranaguá Port Authority (*Administração dos Portos de Antonina e Paranaguá*).

The Port of Paranaguá serves an area of more than 800,000 km², which includes the entire state of Paraná, and parts of the following Brazilian states: São Paulo, Santa Catarina, Rio Grande do Sul, Mato Grosso and Mato Grosso do Sul. Through its terminals, cargo from various Brazilian states are transported as well as from countries like China, Argentina, Germany, Russia, United States, France, Mexico, Spain and Israel.

The Port of Paranaguá will undergo, in the next few years, a process of expansion. With a total investment of R\$ 2.5 billion, the port expects to increase its capacity by 55%, increasing the level of cargo from 45 to 70 million tons within the next 10 years.

In 2010, both ports handled together more than 670,000 containers, holding 38.16 million tons of freight, of which 64% was solid bulk tonnage and 10.5% was liquid bulk.

A major inland waterway, the 1,200 km Paraná-Tietê Waterway, known as “MERCOSUR Waterway”, passes through Paraná and handles cargo from five Brazilian states. It connects the States of Mato Grosso do Sul, São Paulo, Paraguay and Argentina.

The other two waterways in Paraná are located between the cities of Paranapanema and Tibagi in the West Region, and along the Ivaí River in the Central-Northern Region.

ENERGY

Paraná is one of the main energy producers of Brazil, and its consumption has presented a high potential in recent years. The energetic matrix of the State is based, overall, on the electric energy originating from hydroelectric power plants. However, the State is also one of the major producers of oil in Brazil, and uses other sources of energy, like the thermoelectric plants and energy originating from biomass.

The State counts on *Companhia Paranaense de Energia Elétrica – COPEL*, as one of the main generators and distributors of energy in Brazil. Besides being the largest company in Paraná, it operates an efficient electric system, with 19 energy-generating plants (with capacity to produce 4,552 MW), 2,029 km of transmission lines, 393 substations, 185,000 km of distribution lines and devices. The company also counts on a modern and powerful system of optic telecommunication which extends for 24,000 km, and includes almost all the cities of Paraná through an optic fiber network.

HYDROELECTRIC ENERGY

The three main energy-generating companies of Paraná (COPEL, Gerasul and Itaipu Binacional) have a capacity of 24,468 MW, which represents 20% of the entire capacity of installed electric production in Brazil. In the area of energy distribution, the lines installed in Paraná manage to cover 100% of the residences in the urban areas, and 95% of the inhabitants in the rural region.

Currently, the energy produced and distributed in Paraná does not benefit just its residents, but also those in neighboring States.

SMALL HYDRO PLANTS

Small Hydro Plants (SHPs) are small-sized hydroelectric plants. To qualify for this classification they must have the capacity to generate between 1 and 30 Megawatts (MW) and have a stored water footprint of less than 3 km².

Along with other leading-edge sustainability and environmental protection activities, the State of Paraná is investing heavily in SHPs. Currently there are approximately 30 operating SHPs, generating over 181 MW, with a further 2 plants under construction, and 23 already approved by the State for construction. Total capacity will exceed 399 MW.

ITAIPU BINACIONAL

Currently, the Itaipu Power Plant is the largest plant in terms of generation of hydroelectric power in the world. Itaipu Binacional is a company composed between Brazil and Paraguay, responsible for managing the Plant's activities and also for managing its activities in all surrounding areas, as well as projects of sustainability and technology for the development of renewable energy.

The installed power capacity of the plant is of 14,000 Megawatts, through 20 generator units. The operation of the Itaipu plant alone, in Foz do Iguaçu, manages to supply 16.4% of the energy consumed in Brazil, and 71.3% of the Paraguayan consumption of electricity.

The annual energy production is of 85.97 million MWh. This production is equal to triple the annual consumption of Paraná, or the consumption of a whole country like Portugal during a year and a half.

The historical record of energy production occurred in 2012 with the generation of 94,684,781 megawatts-hour (MWh).

OIL, GAS AND OTHER SOURCES

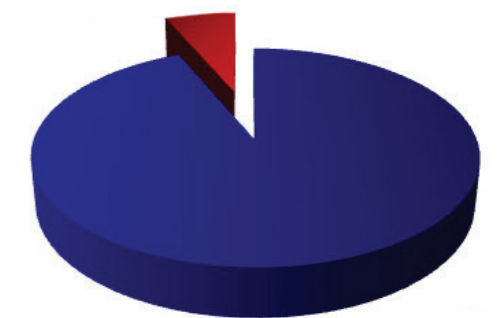
Paraná imports 41.3% of the sources of energy used by the energetic matrix of the State, while it exports 32.5% of the energy produced. While the import of sources is, overall, of Oil originating from Nigeria, the export of energy is based on electric energy and oil derivatives.

The State has encouraged the use of biomass as a source of energy production, resulting in 20% of Paraná's energy being derived from this source.

ENERGY CONSUMPTION

The sources of energy consumed in Paraná are diversified. The highest consumption is of energy originating from Oil and its derivatives. However, since 1980, this source's use has decreased by about 8%, increasing the consumption of other sources, like the energy derived from sugar cane products, and hydraulic energy, which in this period increased their shares.

Consumption per Source of Energy



94% Hydroelectric Energy
6% Thermoelectric Energy

Source: Instituto Paranaense de Desenvolvimento Econômico e Social, 2012.

As a result of the overall growth of Paraná's economy the State has seen an annual increase of 7.7% in consumption of all sources of energy, consuming 10% of the country's oil and oil-by products, but reducing its consumption of coal, wood and wood waste. These changes stem from a regional effort to create a cleaner and more sustainable energy matrix.

In 2008, total electric power consumption was 25,101 GWh (Gigawatt/hour), of which 42.8% was consumed by industrial production and 22% for residential service.

TELECOMMUNICATIONS

Paraná enjoys a technologically advanced telecommunications network that places the State at the forefront of the Brazilian telecommunications system.

TELEPHONY

Fiber optics networks serve all regions of Paraná and, together with its satellite network: the State's digital technology network, allows fast simultaneous transmission of data, images and telephony for videoconferences, scientific interchange and commercial contacts with a lower cost.

In cell phone services alone, the state counts on more than 14 million lines, and all of its municipal districts are covered by mobile and landline telephony. This, positions the State as the fourth with the highest number of landlines installed in Brazil, and the sixth with the highest number of mobile lines.

TELEPHONY NUMBER OF LINES

Landline	2,807,678
Cellphone	14,266,540

Source: ANATEL, 2012.

Paraná has experienced an average annual growth of 6% in cell phone service. In 2005 40.8% of the population had access to cell phone technology. By 2008 the number had grown to 58.8%, and now stands at 82%.

TELEVISION, RADIO AND TELECOMMUNICATIONS

All of the regions have local and national television channels, and with services of cable and satellite TV providers.

More than 90% of the population of Paraná have a television and a computer at home, in an average higher than that of Brazil. There are around 22 television networks operating in Paraná, through 37 generators and 488 broadcasters.

Regarding the transmission of radio networks, Paraná counts on 143 broadcasters in FM, and 175 broadcasters in AM.

Copel Telecommunications, a publically traded company founded in 2001, is the state's primary provider of telecommunication services to secondary telecommunication operators and individual businesses through its statewide system of fiber optic cables.

03.

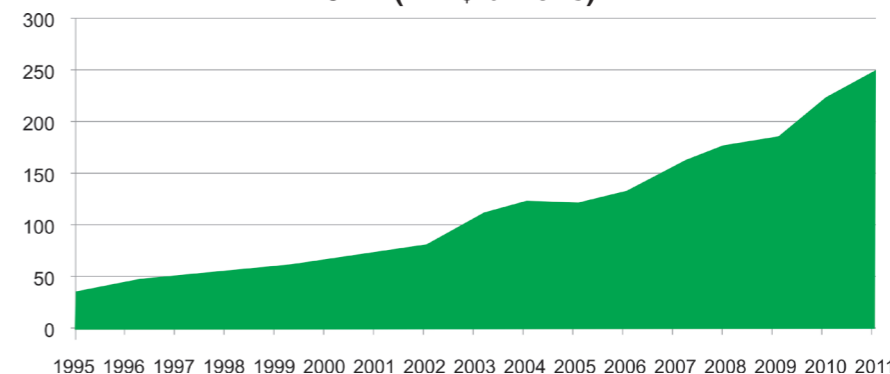
ECONOMY

GDP

The Gross Domestic Product, in 2011, reached a total of R\$ 274.2 billion. This value is higher than that of countries such as Chile, Nigeria, Portugal and Israel.

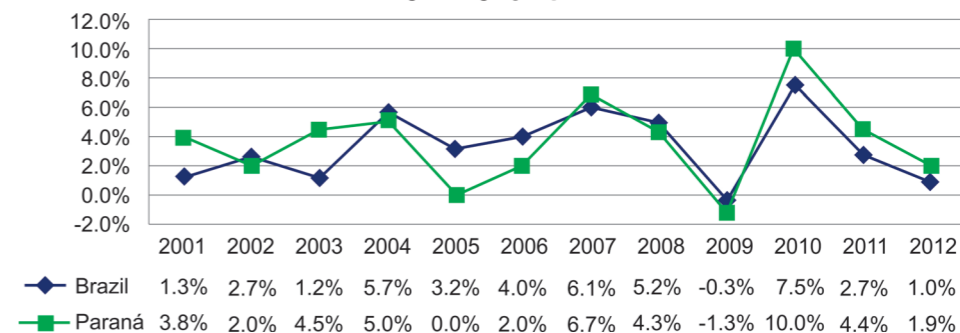
The economy of Paraná has grown 627% in the last sixteen years. This growth occurred, overall, between 2002 and 2006, accompanying the growth of the international demand for commodities. Even after the international crisis of 2008 and 2009, the growth of Paraná remained above the average growth of Brazil.

GDP (in R\$ billions)



The GDP per capita of Paraná is also above the Brazilian national average. The index of the state went from R\$ 7,224.50, in the 2000s, to R\$ 21,102.00, in the following decade, with a continuous and accelerated growth.

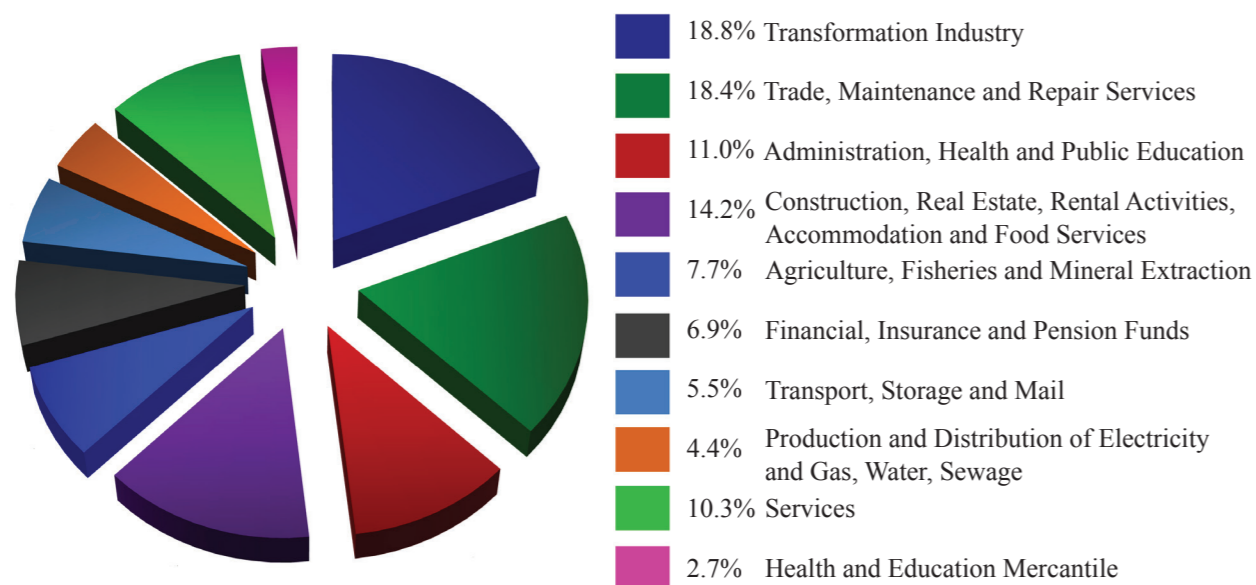
GDP Growth



The GDP of Paraná is concentrated, overall, in the sector of Services, while the Manufacturing Industries and Agriculture occupy the second and third place among the sectors that compose the State's GDP. Paraná has a 6% share of the total production of the Brazilian economy, occupying the 5th position among the ten main producer States in Brazil.

The main sectors of Paraná's economy are, respectively: Trade, Maintenance and Repair Services (17%), transformation Industry (17%), and Public Utility Services and Public Administration, Health and Education (16%). Together, these three activities reach a Total Added Value of R\$ 70.5 billion, or around US\$ 35.75 billion.

Share of the Economic Activities in the GDP of Paraná



Source: IBGE/IPARDES, 2011.

SECTORS OF THE ECONOMY

AGRIBUSINESS

As the world's largest exporter of grain and grain products and Brazil's largest producer of forestry products, the State contributes with 10% of all agricultural production in the country.

THE MAIN FARMING/STOCKBREEDING HUBS IN PARANÁ

The city of Castro is the main agricultural producing center in Paraná, with a Gross Production Value of more than R\$ 440 million. 24 other agricultural centers contribute with over R\$ 300 million each in Gross Production Value and are located throughout the State.

FARMING/STOCKBREEDING GROSS PRODUCTION VALUE ACCORDING TO THE MAIN PRODUCER CITIES

FARMING/STOCKBREEDING SECTOR	CITY	REGION	NOMINAL PRODUCTION (R\$ MILLION)
Stockbreeding	Toledo	West	853.7
Agriculture	Castro	Central East	448.9
Timber extraction	Telêmaco Borba	Central East	260.9

Source: PELT, 2011.

AGRICULTURE AND LIVESTOCK

The farming/stockbreeding sector of Paraná is one of the major investment opportunities in the economic scenario of the state, responsible for 22% of the Brazilian harvest.

The main products of Paraná in Agriculture are soybean, corn and wheat. Alongside these products, there are prominent crops that have had a good performance in the agriculture of Paraná, like sugarcane, beans, manioc and coffee.

AGRICULTURAL PRODUCTION - PARANÁ - 2011

PRODUCT	HARVESTED AREA(HA)	PRODUCTION (T)	AVERAGE YIELD (KG/HA)
Soybean	4,555,312	15,457,911	3,393
Corn	2,408,721	12,472,720	5,178
Wheat	1,027,936	2,444,995	2,379
Sugarcane	641,765	44,907,862	69,976
Beans	520,216	815,280	1,567
Manioc	184,263	4,179,245	22,681
Coffee	74,854	110,728	1,479
Barley	51,062	194,441	3,808
Rice	38,856	192,020	4,942
Potato	31,175	793,754	25,461
Sweet potato	2,546	45,102	17,715
Herbaceous cotton	1,132	3,193	2,821
Ramie	369	971	2,631

Source: IBGE, 2012.

When it comes to products of animal origin, the most prominent is milk production, which has seen significant growth in the past 13 years, experiencing a 79.4% increase from 1.6 million liters produced in 1995 to over 2.8 million liters produced in 2008.

In line with the agriculture, the stockbreeding of Paraná has had excellent results in the economy. The sector responds for almost 40% of the gross production value in the State of Paraná.

The State is third main pork producer in Brazil, with 16% of national share, as well as in the production of milk, which is concentrated mainly in the West, Southwest and Central South regions, and has the best livestock of dairy cattle in Brazil, with animals that produce more than 50 liters of milk per day. Paraná also occupies the sixth position in the production of bovines in Brazil, with 4.2% of the total Brazilian production.

However, with the implantation of slaughterhouses by the cooperatives and the private initiative, poultry farming has grown considerably in recent years (with 25.3% of the total slaughters in Brazil). It occupies the first place in the sector, which is located in regions cultivating corn, to better serve the raw material for poultry diets. It is also important to mention the production of bee honey and wax, and of silkworm cocoons.

Cargill chose the city of Castro to build its new corn processing plant. The plant, that is planned to start producing by November 2013, will produce solutions in starches and sweeteners, ingredients utilized in the development of dairy products, candy, confectionery, beverages, breads and even inputs provided to the paper and animal nutrition industries. With an investment of R\$ 350 million (about US\$ 170 million), the new Cargill Processing

Unit accompanies the growth of clients' demand and represents a growth of 30% in the company's capacity of corn grinding to South America. The new plant will create 200 direct employees, and most of them will be locally-contracted workforce.

"We have received a great support from the technical experts on the region, that presented great conditions to receive the new unit. The choosing of Castro considered also the offer of our base products, short distance from costumers and logistical conditions that, put together, turned conclusive the company's decision", explains Laerte Moraes, Cargill's Starches and Sweeteners Director for South America.

THE AGRO PROCESSING INDUSTRY AND THE COOPERATIVES IN PARANÁ

Paraná's agroprocessing industry is centered on food and beverage production. In terms of Brazil's Industrial Processing Value for food and beverage production, the State of Paraná's production represents 9.2% of this type production in the country.

It's important to mention that Paraná produces 25% of all processed chicken in Brazil and its exports have, over the last ten years, grown by over 452.3%. During the period between 2000 and 2009, chicken products exports grew from US\$ 200 million to US\$ 1.2 billion.

Due to the establishment, over the last ten years, of new processing facilities in the State's rural areas, the share of the State's dairy production in Brazil's Industrial Processing Value increased from 5.5% to 7.7%. Sugar and canned vegetables processing in Paraná has also experienced a significant growth.

One of the most dynamic agroprocessing industries in Paraná is the manufacture of pulp and paper. The high yield of production for these products and the increased demand from the domestic market has been significant in creating this dynamic environment

COOPERATIVES IN PARANÁ

The cooperative system has deep roots in the State of Paraná and has historically played a significant role in the its economic and agricultural development. Formed in 1971, the Organization of Cooperatives of Paraná (OCEPAR) has since then represented the interests of this sector of Paraná's economy.

Currently, there are 240 cooperatives in the State, of which 84 are cooperatives from the farming/stockbreeding sector, together, they have invoiced more than R\$ 31.2 billion in 2011. The number of cooperative members in the sector is very close to 300,000 rural producers.

These same agricultural cooperatives are responsible for 56% of the agricultural production of the state of Paraná.

SHARE OF COOPERATIVES IN THE FARMING/STOCKBREEDING PRODUCTION OF PARANÁ – 2009

PRODUCT	SHARE OF THE COOPERATIVES
Barley	92.9%
Soybean	70.1%
Wheat	66.3%
Milk	57.2%
Corn	48.4%
Pork	34.4%
Other	18.2%

Source: OCEPAR, 2010.

ORGANIC AND FAMILY PRODUCTION

Paraná is currently one of the most expressive producers of organic crops developed exclusively through family agriculture. There are more than 4,100 producers, which produce on average 75,900 tons of organic products.

The high added value of the organic production is a major attraction in the State: 98% of the soybean produced organically in Paraná is exported to countries in Europe, Asia and to the United States, while brown sugar has half of its production exported.

The organic production is not only down to agriculture in Paraná. The state, seeking a sustainable development that cares for the environment, is already leading researches for the production of milk, pork, poultry and fish organically.

Of the total of farming/stockbreeding establishment situated in the state of Paraná, more than 80% can be classified as productive structures with characteristics of family agriculture.

The importance of family agriculture in Paraná is, overall, associated to the supply of large cities, whereby the local production serves as input to the life in the cities that do not have an expressive rural production.

INDUSTRY

FEATURES

Paraná is the fifth Brazilian state with the largest industrial production, and the second in the Southern region of Brazil, ahead of states like Santa Catarina, Espírito Santo and Amazonas. More than 46,000 industries, of all sizes, employ more than 820,000 people in the whole state.

Paraná's industrial sector is responsible for 20% of the state's GDP. The average growth rate of Paraná's industrial sector is 2.7% per year, exceeding the national average of 1.8%.

MAIN INDUSTRIES IN PARANÁ

Industry	Sector	City
Klabin	Paper and Pulp	Telêmaco Borba
Renault	Automotive	São José dos Pinhais
Electrolux do Brazil	Electrical and Electronic Home Appliances	Curitiba
Inepar	Machinery and Equipment	Curitiba
Positivo Informática	IT and Automation	Curitiba
Dixie Toga	Plastic and Rubber	Curitiba
Coca-Cola	Food and Beverages	Curitiba
Berneck	Timber and Reforestation	Araucária
Arauco do Brazil	Timber and Reforestation	Curitiba
Companhia Providência	Plastic and Rubber	São José dos Pinhais
Arcelor Mittal Gonvarri	Steelworks and Mining	Araucária
Cia. De Cimento Itambé	Building Material	Curitiba
Grupo Trombini	Paper and Pulp	Curitiba
Volvo do Brazil	Automotive	Curitiba
Caterpillar	Machinery and Equipment	Campo Largo
Bematech	IT and Automation	São José dos Pinhais
Petrobrás	Oil and Gas	Araucária
Incepa	Construction Materials	Campo Largo
Faurecia	Automotive	Quatro Barras
White Martins Praxair, Inc	Oil and Gas	Araucária
Volkswagen	Automotive	Curitiba
DAF/PACCAR	Automotive	Ponta Grossa

MAIN PRODUCTIVE CHAINS

The most dynamic areas of Paraná's industry are, overall, those related to extraction activities. Paraná benefits from the agricultural and mineral extraction in its territory. Companies can establish themselves in sites near extraction areas, and take advantage of the State's transportation infrastructure.

Petroleum refining, food and beverage production, as well as manufacturing of motor vehicles, truck bodies, and trailer trucks account for more than 50% of Paraná's industrial production.

Paraná's automotive industry experiences one of the highest annual growth rates and is one of three key components to the State's industrial production.

All the sectors of the automotive productive chain are located in the state. The region of Curitiba alone counts on large industries, like Renault, Audi/Volkswagen, Detroit Diesel, Volvo, Case New Holland and Caterpillar. And, to serve them, the state counts on suppliers and distributors, with the capacity of serving the whole South of Brazil, as well as other regions of the country.

In this industry, the actual annual growth rate is 20.9%. It is ranked second, behind IT equipment manufacturing at a growth rate of 48.9%, but ahead of the garment and accessories production sector, with 17.1% annual average growth.

INDUSTRIES OF THE FUTURE

Paraná is preparing for the future by focusing on plans that will make it competitive in the areas of innovation

and industrial development. This plan seeks to identify sectors of industrial production that provide the most advantageous opportunities for growth such as micro- and agro-biotechnology, tourism, metallurgy, energy and consumer products. Paraná is already recognized in both global and domestic markets as a major center of information technology. Among others in the industry, the largest computer manufacturer in Brazil and a leading supplier of educational technology have headquarters and production facilities in the State.

Caterpillar Brasil has inaugurated in October 2011 a new industrial unit in the country, in Campo Largo, metropolitan region of Curitiba. The project to deploy Caterpillar in this city started in September 2010 with the acquisition of a deactivated factory. The new unit of the global leader in mining and building machinery was remodeled and expanded to 50 thousand square meters, dedicated to the production of the 416E Backhoe loader and 924H, Hz and 938H Wheel Loaders, machinery that up until them had been manufactured in Piracicaba (SP), which hosts part of Caterpillar's Light Construction Product Division. The process to transfer production of these models from Piracicaba to Campo Largo has already been concluded and the company is operating with 700 employees. The investments in the Campo Largo unit reached an amount of R\$170 million.

The company's decision to invest in the deployment of a new unit is the result of the factory's business expansion plan, the stable economy in the

country and the estimates of growing demand for infrastructure work. The geographic location of Campo Largo, in the export corridor for Mercosul, was a decisive factor in choosing the location. In addition, the state of Paraná has been attracting investments with its “Competitive Paraná program, thanks to the solid infrastructure offered and the investments in training qualified labor. These positive aspects make Paraná a good place for Caterpillar to reinforce its leadership position and seek bolder goals today and tomorrow”, explains Otto Breitschwerdt, Caterpillar Brazil’s Commercial and Administrative Director.

GREEN INDUSTRY

As a leader in environmental protection, sustainability and innovation, the government of Paraná supports and encourages green initiatives and activities through incentive programs.

As an example, with such support, the recycling industry has increased its workforce by more than 1,300% over the past ten years, and continues to grow. Professionalizing the sector, the industry uses the know-how and the leading edge actions not only for cities recognizably sustainable like Curitiba and Foz do Iguaçu, but as a policy of the State of Paraná as a whole.

SERVICES

Paraná’s Service Sector provides the largest contribution to the State’s GDP, representing approximately 70%.

Services have also, most recently, provided a constant and consistent contribution when compared to other sectors of the economy. It is important to highlight that retail sales in the State in 2011 grew by 11.98%, outpacing the national growth.

Three sectors are prominent in the service segment of Paraná’s economy:

PROMINENT SECTORS OF THE ECONOMY - SERVICES - MORE DYNAMIC SUB-SECTORS GDP COMPOSITION - 2009

SUB-SECTOR	SHARE IN THE SERVICES SECTOR
Trading and repair services	29%
Public Education, Health and Administration	17%
Real estate and rental activities	13%
Other	41%

Source: Iparades Paraná’s Institute of Economic and Social Development),2012.

TRADE

In the trade sector, various activities are prominent in the State. The three main trade activities, are, respectively, the sectors of Retail Trade; Trade (except Motor Vehicles and Motorcycles); and Trade and Repair of Motor Vehicles and Motorcycles:

PROMINENT SECTORS OF THE ECONOMY TRADE - MORE DYNAMIC SUB-SECTORS - VALUE ADDED TAX - 2010

SUB-SECTOR	SHARE IN THE TRADE SECTOR
Trade and Repair of Motor Vehicles and Motorcycles	9.9%
Trade, except Motor Vehicles and Motorcycles	43.7%
Retail Trade	46.4%

Source: SEFA, 2012.

RETAIL TRADE

Paraná has a very dynamic retail trade sector. Based on the domestic demand, the most dynamic retail trade sub-sectors in Paraná are the following:

PROMINENT SECTORS OF THE ECONOMY, SALES VOLUME - RETAIL TRADE - MORE DYNAMIC SUB-SECTORS

SUB-SECTOR
Furniture, Decorations and Domestic Appliances
Building Materials
Bookstores and Stationeries
Opticians
Auto Parts and Accessories

Source: FECOMÉRCIO/PR

NOTE: data related to September 2012, the same as the previous period

ENTREPRENEURSHIP IN PARANÁ

In 2011, 56,325 companies were incorporated in Paraná. In 2012, up to September, more than 40,000 companies had been opened.

Major entrepreneurs have been working in the State of Paraná since the beginning of its economic development. Big names from the local economy have achieved both national and international recognition.

Large enterprises emerged in the State and expanded throughout Brazil and the World, as is the case of cosmetics company O Boticário, which started as a prescription pharmacy, or CR Almeida Group, with more than 30 companies in the areas of heavy construction, logistics and concession.

Besides the great entrepreneurial capacity of Paraná, efforts are also made to develop new, state-of-art technologies. The largest computer manufacturer in Brazil, Grupo Positivo, began in Paraná. In turn, Bematech, world leader in the manufacturing of technological solutions for retail, began with the work of two entrepreneurs in the incubators of the *Universidade Tecnológica Federal do Paraná* (Paraná Federal Technological University).

ESTABLISHMENT OF COMPANIES IN PARANÁ ACCORDING TO THE LEGAL NATURE - 2006/2012

PERIOD	ENTREPRENEURS	Sole proprietorship	Business Corporate (Corporate Groups)	S/A	COOPERATIVE	OTHER	TOTAL
2006	16,569	-	26,459	840	148	42	244,058
2007	17,888	-	29,033	610	150	35	47,716
2008	18,904	-	33,002	956	170	55	53,087
2009	21,672	-	33,327	776	202	46	56,023
2010	20,843	-	32,993	752	280	86	54,954
2011	21,927	-	33,074	1,049	195	80	56,325
2012 (until September)	15,237	1,766	22,347	725	146	120	40,341

Source: Junta Comercial do Paraná (Trade Board of Paraná)- Statistical Report of New Companies, 2013.

FOREIGN TRADE AND DIRECT INVESTMENTS ABROAD

FOREIGN TRADE

TRADE BALANCE OF PARANÁ - 2012

	US\$ 1,000 FOB	Variation
Exports	17,709,585	1.81%
Imports	19,387,102	3.30%

Source: Ministry of Development, Industry and Commerce of Brazil, 2013.

EXPORTS

Paraná was the fourth Brazilian state that most exported during 2012. In that year, the exports of Paraná accounted for a total of over US\$ 17.7 billion, having grown 1.8% in comparison to 2011.

Paraná exports to the whole world: the main destinations are China, Argentina, Germany, Netherlands and Paraguay.

The main groups of products exported by Paraná, in 2012, were Grains of Soybean, with 18.35% of exports, Bagasse and Residues of Soybean, with 7.45% and Sugarcane, with 7.20% of the exports of Paraná. Those three products accounted for almost US\$ 6 billion FOB.

The 40 main Paraná companies are responsible for 70,59% of the exports, a bit more than US\$ 10 billion.

IMPORTS

The exports of Paraná represent 7.2% of the total of Brazil, while the imports of Paraná represent 8% of the total products imported by Brazil. The imports of Paraná, in 2012, were of US\$ 19.4 billion. The value imported by Paraná in the last decade represented almost 9.5% of the

imports of Brazil in the same period, but presented a huge drop between 2000, when they reached 17.8% of this

value, and 2010 when they reached a total of US\$ 13.9 billion FOB and 7.7% of the value imported by Brazil.

EXPORTS – MAIN DESTINATIONS

IMPORTS – MAIN ORIGINS

2012 (Jan/Dec)				2012 (Jan/Dec)			
Rank	Destinations	US\$ F.O.B	%	Rank	Destinations	US\$ F.O.B	%
1	China	3,405,039,339	19.23	1	China	3,020,929,704	15.58
2	Argentina	1,834,992,171	10.36	2	Argentina	2,307,873,565	11.90
3	Germany	731,307,899	4.13	3	Nigeria	2,256,446,644	11.64
4	Netherlands (Holland)	653,432,032	3.69	4	United States	1,283,091,459	6.62
5	United States	645,624,903	3.65	5	Germany	1,117,804,675	5.77
6	Saudi Arabia	560,361,187	3.16	6	France	948,170,367	4.89
7	Iran	525,786,603	2.97	7	Mexico	904,267,278	4.66
8	Paraguay	524,335,613	2.96	8	Spain	649,307,450	3.35
9	Japan	477,717,268	2.70	9	Paraguay	453,320,724	2.34
10	South Korea	428,724,843	2.42	10	Sweden	426,872,779	2.20

Source: MDIC/SECEX, 2012.

MAIN PRODUCTS EXPORTED

Rank	Product	2012 (Jan/Dec)		
		US\$ F.O.B	Share %	Net Weight (KG)
1	Soybean, except for sowing	3,249,473,590	18.35	6,281,373,040
2	Bagasse and other solid residues of soybean	1,318,576,215	7.45	3,032,034,110
3	Other sugar cane	1,274,499,908	7.20	2,486,802,469
4	Corn grains, except for sowing	1,107,713,255	6.25	4,217,721,450
5	Chicken cuts and offal	1,032,738,358	5.83	565,743,020
6	Chicken	803,547,682	4.54	475,397,747
7	Vehicles w/ cylinder capacity between 1500 and 3000	802,902,934	4.53	78,465,691
8	Soybean oil	554,368,540	3.13	474,956,886
9	Coffee	335,327,211	1.89	37,315,517
10	Fuels and lubricants	305,392,552	1.72	438,967,570

Source: MDIC/SECEX, 2012.

MAIN PRODUCTS IMPORTED

Rank	Product	2012 (Jan/Dec)		
		US\$ F.O.B	Share %	Net Weight (KG)
1	Crude oil from petroleum	2,359,037,150	12.17	2,668,256,535
2	Vehicles w/ cylinder capacity between 1500 and 3000	1,273,595,472	6.57	101,010,862
3	Other motor vehicles w/ diesel engine	758,796,090	3.91	45,646,408
4	Other potassium chlorides	607,232,097	3.13	1,207,531,827
5	Other parts and access. of bodywork for motor vehicles	415,468,230	2.14	74,774,010
6	Other gearboxes (transmission)	279,552,295	1.44	18,655,539
7	Vehicles w/ cylinder capacity inferior to 1000	213,776,376	1.10	21,065,170
8	Urea w/ nitrogen content superior to 45%	198,247,890	1.02	437,499,101
9	Other parts and accessories for tractors and motor vehicles	193,248,141	1.00	25,127,875
10	Ammonium dihydrogen orthophosphate	185,974,096	0.96	324,579,077

Source: MDIC/SECEX, 2012.

RELATIONSHIP BETWEEN PARANÁ AND OTHER COUNTRIES

CONSULATES

The State of Paraná hosts 34 foreign diplomatic representatives in the form of either Consulates General,

Consulates or Honorary Consulates. In addition Paraná is in close proximity to the consulates and embassies located in São Paulo and Brasília, the nation's capital.

The following countries have diplomatic representations in Paraná:

CONSULATES AND REPRESENTATIONS IN PARANÁ

Albania	South Korea	France	Japan	Poland	Switzerland
Germany	Costa Rica	Greece	Lebanon	Portugal	Turkey
Argentina	Denmark	Guatemala	Morocco	Dominican Republic	Ukraine
Austria	El Salvador	Netherlands (Holland)	Nicaragua	Romania	Uruguay
Belgium	Spain	Honduras	Norway	Senegal	
Chile	Philippines	Hungary	Paraguay	Serbia	
Colombia	Finland	Italy	Peru	Syria	

SISTER CITIES AND PARTNERSHIPS WITH STATES AND PROVINCES

Various cities in Paraná have agreements of international cooperation with other cities around the world. The history of the sisterhood of cities in Paraná has been

around for some time, and combines a tradition of global development and cooperation. The State itself has sisterhood agreements with the province of Hyogo, in Japan, and with the State of California, in the United States.

CITY	SISTER-CITY	COUNTRY
Curitiba	Asunción	Paraguay
	Coimbra	Portugal
	Crackovia	Poland
	Durban	South Africa
	Guadalajara	Mexico
	Hangzhou	China
	Himeji	Japan
	Jacksonville	USA
	La Plata	Argentina
	Montevideu	Uruguay
Londrina	Orlando	USA
	Santa Cruz de la Sierra	Bolivia
	Suwon	South Korea
	Leon	Nicaragua
	Toledo	USA
	Nishinomiya	Japan
	Nago	Japan
	Guimarães	Portugal
	Modena	Italy
	Zhenjiang	China
Foz do Iguazu	Puerto Iguazú	Argentina
	Ciudad del Este	Paraguay
	Jericho	Palestine
	Yichang	China

CITY	SISTER-CITY	COUNTRY
Ponta Grossa	Leiria	Portugal
	Guadalajara	Mexico
	Asunción	Paraguay
	Jiaxing	China
Guarapuava	Kitwe	Zambia
	Rastatt	Germany
Maringá	Kakogawa	Japan
	Vila de Rei	Portugal
	Leiria	Portugal
Paranaguá	Awaji	Japan
São José dos Pinhais	Montemor-o-Novo	Portugal
	Poznan	Poland

INVESTMENT

Between 2011 and 2012, almost 120 private companies have announced more than R\$ 20 billion in investments in the State, with the expectation of generating more than 120,000 direct and indirect jobs.

RESEARCH AND TECHNOLOGY

ECONOMIC PROFILE AND INNOVATION

Paraná has six Technological Hubs. They are divided into regions, and are located in the ones of Curitiba, Campos Gerais, Londrina, Maringá, and in the West and Southwest regions of the State. The main cities in these productive clusters are Curitiba, Ponta Grossa, Londrina, Maringá, Cascavel and Pato Branco.

“Wipro established presence in Latin America with the opening of a strategic delivery center in Curitiba in 2006 and has since expanded to over 8 offices across 5 countries, including Brazil, Mexico, Chile, Argentina and Colombia. The decision to invest in the delivery center of Curitiba as a strategic location was driven by important aspects, such as: the infrastructure, the strategic location in the kernel of the Latin American south cone, and, in special, the direct access to the excellent pool of technical talents of the Parana state.

Wipro has over 500 dedicated associates in Curitiba, serving businesses in the retail, consumer goods, banking & financial services, telecom, manufacturing, oil & gas and natural resources sectors. Having a strong pool of multi-lingual,

locally managed skilled IT professionals catering to both local and global clients, Wipro’s Curitiba team has been continuously investing in building competencies to help them do business better”, explains Wipro’s Fernando Estrázulas, Brazil and Southern South America Operations Director.

TECHNOLOGICAL PARKS AND BUSINESS INCUBATORS IN PARANÁ

Currently, Paraná counts on 32 entities promoting innovative enterprises. These incubators and technological parks are located both in large cities such as Curitiba, Cascavel, Foz do Iguaçu, Londrina and Maringá, but also in other cities that have university campuses and other forms of promoting innovation.

The Technological Parks of Paraná are focused both on the promotion and development of technological research and on the incubation of companies focused on this sector. Two projects are prominent in this universe: the Technological Park of Curitiba, and the Itaipu Technological Park.

PTI

The *Parque Tecnológico Itaipu* (PTI - Itaipu Technological Park), located in the city of Foz do Iguaçu, in the extreme West of Paraná, was implanted in 2003 and aggregates, in the same space, a corporate incubator, state-of-art laboratories, long-distance learning platform and educational projects aimed at all levels, including hosting

a Engineering and Exact Sciences Center of *Universidade Estadual do Oeste do Paraná* (Unioeste - State University of the West of Paraná).

The PTI is situated beside the Hydroelectric Power Plant of Itaipu, making use of the potentials of the region of the three frontiers, as well as balancing its scope in the development of self-sustainable projects and companies.

PTC

The *Parque Tecnológico de Curitiba* (Technological Park of Curitiba) is an initiative of the *Agência Curitiba S.A.*, an agency promoting the development of the capital of Paraná, in partnership with universities situated in the city, the IPPUC (*Instituto de Pesquisa e Planejamento Urbano de Curitiba* - Institute of Research and Urban Planning of Curitiba), the *Secretaria de Estado de Ciência e Tecnologia do Paraná* (Paraná’s State Secretary for Science and Technology), and corporate entities, which have as objective to encourage the development of high technology sectors in Curitiba.

The park is a huge opportunity of investments in Paraná because it concentrates the assets of science and technology, situated inside the *Anel Logístico* (Logistics Ring) of the city. More than 40,000 students, 3,000 professors and 500 research groups will be involved, inside the *Universidade Federal do Paraná* (Federal University of Paraná), the *Universidade Tecnológica Federal do Paraná* (Federal Technological University of Paraná), and the *Pontifícia Universidade Católica do Paraná* (Catholic University of Paraná).

TECPAR AND LACTEC

The State of Paraná has two significant public Institutes for research and development: TECPAR, the Technology Institute of Paraná (*Instituto de Tecnologia do Paraná*) and LACTEC, the Institute for Development (*Instituto para o Desenvolvimento*). While TECPAR is aligned with State Government, providing support for technological research and development, LACTEC is associated with institutions such as *Companhia Paranaense de Energia* (COPEL), *Universidade Federal do Paraná* (UFPR) [Paraná's Federal University], The Federation of Industries of Paraná (FIEP), Paraná Trade Association (ACP), and Paraná Institute of Engineering (IEP).

TECPAR

TECPAR is currently recognized as a national center for referral, researching new technologies, developing new products for public health in Brazil, and strengthening the relationship and commitment between the State and



TECPAR- Technology Institute of Paraná.

Federal governments. Developing supply of quality products and services aims to contribute towards both Paraná's and the country's economic growth and social development.

LACTEC

LACTEC, on the other hand, is focused on the development of technologic innovation research applied to the industrial development. Its operation is focused on the development, improvement and employment of technological solutions, promoting scientific, economic and social progress. As an independent and self-sustainable research center, LACTEC acts as a scientific dissemination and technology transference center, driven by the creative support of more than 500 employees.



LACTEC- Institute of Technology for development.

04.

TOURISM

The State of Paraná has a well-established tourism industry, centered primarily in three regions: The capital city of Curitiba, the Iguacu Falls area and along the coast on the Atlantic Ocean.

Paraná is the fourth most visited State and the one that has seen the biggest growth in tourism as an economic activity. The income generated by the sector grew almost 400% in the last decade. Almost 13 million people chose the state as a tourist destination in 2011, practically double than ten years ago.

With a record of 1.2 million in 2011, Paraná is the third most visited State in Brazil in terms of international visitors.

The search for Paraná as a tourist destination is due to several factors, which goes from its natural beauties, culture, gastronomy, variety of ethnic groups making up its people, biodiversity, to the architecture and quality of its cities.

ECOLOGICAL TOURISM

Ecotourism in the State is largely centered in visits to Conservation Units (CU). Paraná has 15 federally administered CU's, 45 operated by the State and municipal CU's established by many cities in the State. Of the 60 state and federal conservation units, 31 have similar visitor amenities as State Parks. In addition to visits to

the conservation units, the biodiversity of Paraná attracts many visitors to its forests, caves and caverns, protected biomes and wetlands.

Paraná has actively pursued the creation of Conservation Units, which can be found within the National Park system and as self sustaining units such as Fully Protected Conservation Units, CU's for Sustainable Use, CU's for National Heritage, Private Reserves and Municipal CU's. Municipal Conservation Units exist in 64 cities of Paraná State, especially within municipal parks and forests. Curitiba has 14 Conservation Units that occupy over 8,700 hectares. 94 cities in the state have established over 210 private natural conservation areas.

The National Park of Iguacu Falls, situated near the city of Foz do Iguacu in the West region, is located in an area of more than 185 thousand hectares of protected native forest and attracts over 1.2 million visitors per year. The park area extends from the city of Serranópolis do Iguacu, in Paraná's central region, to Foz do Iguacu, which hosts the famous Iguacu Falls, a worldwide renowned ecotourism attraction reference. Within Foz do Iguacu, is located the Itaipu Power Plant, that, along with the Falls, composes the main points of attraction for tourists.

State and federal conservationists have identified ten types of biomes within State of Paraná alone, each one with its distinctive biodiversity, presenting unique opportunities and challenges towards the sustainable development.

Paraná has the largest continuous preserved area of Atlantic Rainforest in Brazil, located in the Serra do Mar region, in the eastern part of the State, bordering the coastal plain. Paraná's coast is one of the State's main tourist attractions, attracting large numbers of local and foreign visitors every year. The region is also home to three of the most important State Parks of Paraná.

State-wise, ecosystems are monitored by *Coordenadoria de Biodiversidade e Florestas* (Department of Biodiversity and Forests), that is administered by the Department of Environment and Water Resources of the State of Paraná.

BUSINESS AND EVENT TOURISM

From the State's 725,000 annual visitors and tourists, 27% come for business travel, attending events and conferences, and to establish commercial contacts and explore business opportunities. The average stay of a business traveler is three days.

Paraná provides the third busiest gateway for tourism and travel in Brazil, trailing on Rio de Janeiro and Sao Paulo, creating the need to accommodate over 4 million single night stays.

ACCOMMODATION

Tourism Accommodation flow in Paraná record an average of 4,188,099 guests a year. The city of Curitiba alone is responsible for the attraction of 25% of the guests in the State, while the others are spread among other destinations in the interior of Paraná.

In the city of Curitiba and region, the flow of tourists has a turnover of one million guests. This represents more than half the population of the municipal district of Curitiba, and a third of the total population of the Metropolitan Region of Curitiba.

Currently, the hotel capacity of Paraná is of 20,000 beds just in the city of Curitiba.



Paraná has many tourism attraction as Museums and Parks.
Source: Curitiba Convention Bureau.

05.

INVESTMENT INCENTIVES

With the purpose of fostering investment in Paraná, the State Government edited the *Programa Paraná Competitivo* (Competitive Paraná Program), consolidating Paraná as the State with one of the best business environments in Brazil.

Programa Paraná Competitivo establishes tax incentives for new companies that intend to come to its territory, and for companies already settled that need to expand their investments.

This Program was widely discussed and counts on the participation of various sectors of the society in the State, which makes Paraná even more attractive for the reception of national and international productive investments.

In order to provide legal assurance to the State and to the beneficiary companies, the *Programa Paraná Competitivo* has its structure founded on a legislation that considers and ensures the concession of tax benefits to its tax payers (Investors), based on Decree no. 630/2011 and Decree no. 7291/2013 of the State of Paraná.

The tax benefits offered by the State enable a significant financial leverage for productive enterprises that are installed or that will be installed in Paraná.

SUMMARY OF THE LEGISLATION THAT DEALS WITH THE TAX BENEFITS EXISTING IN PROGRAMA PARANÁ COMPETITIVO

► DECREE NO. 630, OF FEBRUARY 24, 2011.

This fiscal policy determines the percentage of the ICMS (Tax on Circulation of Goods and Services) paid in the case of installation, expansion and revitalization of the industrial plant, related to the core activity of the enterprise.

Previously, the values were fixed and established in accordance with the regions of the State. With the new program (*Programa Paraná Competitivo*), the benefit now varies from 10% to 90% of the ICMS value owed by the taxpayer for its collection.

The change of term of time-limits of the ICMS is another novelty. Currently, the period is flexible and the grace period can vary from 2 to 8 years, with a term from 2 to 8 years to make the payment of the ICMS, and the correction only of the Factor of Conversion and Correction of the ICMS-FCA. This state index is considerably lower than the monetary correction indexes usually used by the government.

The extension of this term of collection is defined by committees formed by technicians and Secretaries of State and there will be a deliberative council composed of representative entities of the industry, trade, agriculture, transport and of cooperative, all in compliance with Decree no. 7291/2013.

ICMS on electricity and gas follows the same logic. In this case however, payment is deferred for taxes on the consumption of electricity and natural gas produced and/or distributed by companies established in Parana. ICMS is not applied to electricity and natural gas expenses, and is omitted from bills to the companies being benefitted.

There is also an additional benefit that is the time-limit (extension) of the term of collection of the ICMS of industries that are in the process of judicial recovery, which consists in another innovation of the State of Paraná in relation to other states of Brazil.

▶ DECREE NO. 7.291, OF FEBRUARY 21, 2013.

The *Programa Paraná Competitivo* was instituted in 2011 (by Decree no. 631/2011) and was recently updated to the current challenges of the Brazilian and global economy by Decree no. 7.291/2013, which determined the creation of the Committees that will analyze the requirements of the companies interested in adhering to this Program. This legislation allows the State of Paraná to analyze each requirement of adherence to the Program throughly, respecting the peculiarities of each productive sector.

Besides the Government representatives, the committees can count on technical opinions of representative federations and associations from productive sectors installed in Paraná.

OTHER SUPPLEMENTARY TAX BENEFITS TO THE PROGRAMA PARANÁ COMPETITIVO

▶ DECREE NO. 1.190, OF JULY 19, 2007.

This state Decree regulates the provisions of Law no. 15.562/2007 and later amendments, which deal with the exemption and/or reduction of the ICMS incident on the operations of small companies and businesses classified in the *Programa Simples Nacional*.

As determined in this legislation, the collection of the ICMS is exempt for small businesses with a gross annual turnover of up to R\$ 360,000.00.

For small business and small companies with an annual turnover between R\$ 360,000.00 and R\$ 3,600,000.00, 18 ranges of classification and reduction of the ICMS rate were created.

The Decree also facilitates and regulates the tax regularization of companies with overdue taxes, providing conditions for installment payment of arrears, thereby enabling access to benefits of the Special Unified Regime for the Collection of Taxes and Contributions (*Regime Especial Unificado de Arrecadação de Tributos e Contribuições*), payable by micro and small enterprises.

It is important to clarify that the companies in the *Simples Nacional* regime allow only individual members as long as they are not partners in other companies that, together, exceed the global turnover of R\$ 3,600,000.00 million a year.

▶ DECREE NO. 949, OF MARCH 31, 2003 – PARTIAL DEFERRAL OF THE ICMS

This decree changes the percentage of ICMS applicable to commercial activities in the State of Parana. The tax was decreased from 18% to 12%, except for the final consumer. This decree increased the competitiveness of companies in Parana, and resulted in a significant increase in sales between companies in the State, as well as a reduction in purchases from wholesalers in other states.

In the industrial sector, the purchase of raw materials from within the state market increased from 43% to 48% as a consequence of the decree.

▶ DECREE NO. 950, OF MARCH 31, 2003.

Addresses ICMS on the import of capital goods and raw materials, components, parts and pieces, when performed through ports or airports in Paraná.

ICMS is exempted from payment at the time of customs clearance.

The tax will be levied in a graphic account at the rate of one forty-eight cents (1/48) per month, compensable according to tax regulations.

▶ DECREE NO. 279, OF MARCH 09, 2007 – TOTAL DEFERRAL OF THE ICMS

Additionally, this Decree establishes the deferral (extended payment) for the ICMS incident on purchase operations of machinery and equipment from manufacturers of Paraná and destined as fixed assets of the establishment. The use of this benefit is optional and the supplier may share the decision on its use, since it will also benefit them.

In practice, the obligation of collecting ICMS of the supplier will be transferred to the purchaser of the goods, who can spread it into 48 monthly installments, in the proportion of 1/48.

It also deals with the transfer of credits of accrued ICMS in a graphic account, as a result of operation or rendering of accounts destined abroad, or of outflow operations covered by deferral (extended payment).

This decree is useful for exporting companies not to accrue large amounts of ICMS credits in a graphic account.

▶ DECREE NO. 6,144, OF FEBRUARY 22, 2006. PRESUMED ICMS CREDIT - IMPORT FOR INDUSTRY

This legislation regulates the provision in State Law no. 14.985, of 01/06/2006, amending the ICMS in the import of goods or merchandise via airport or port of Paraná, besides entries of products through highways with certificate of origin from the Mercosur.

The required portion of the clearance was reduced for up to 3%, with the remainder to the exit of the goods or to enter a graphic account.

Decree no. 6.891/2012, as per 01/01/2013, altered the rules as to presumed loans of ICMS in import operations, precisely so they meet the guidelines imposed as per Senate Resolution no. 13 and later legislations, which unify the rate of ICMS for interstate operations of products considered as imported in 4%.

Thus, the importer has the right to a presumed loan in the import of goods for industrialization of 6%, whereby this value is up to the limit of 8% on the base of calculation

for import. In practice, this implies in a minimum tax load of 4%.

This tax benefit is applied on import operations of raw materials, intermediary materials and goods of fixed assets.

► DECREE NO. 2078, JULY 20, 2011 – PRESUMED CREDIT OF ICMS - TRADE

To businesses and non-industrial ICMS tax payers, who import goods to integrate their fixed assets or of merchandise for direct resale, through the Ports of Paranaguá and Antonina and airports of Paraná, may be granted presumed credits corresponding to 50% of the ICMS value owed at the moment of customs clearance.

► LAW NO. 16016, OF DECEMBER 19, 2008 – REDUCTION OF THE ICMS RATE

Greatly important to strengthen the industry of Paraná and with an important social reach, Law no. 16.016/2008 reduced the ICMS rate from almost 95,000 products of the so-called “salary consumption”, from 25% and 18% to just 12%.

This tax benefit is to stimulate regional economies in the State of Paraná, as well as maintain the corporate growth in moments of global financial contraction.

► LAW NO. 14,895, OF NOVEMBER 09, 2005.

Tax benefits for electrical and electronic companies established in Foz do Iguaçu, Pato Branco, Francisco Beltrão and Dois Vizinhos

To foster the growth of IT and computing sectors, as well as electrical and electronic appliances and

telecommunications, the State of Paraná, through State Law no. 14.985/2005 (later complemented by Law no. 15634/2007), granted a tax benefit guaranteeing to taxpayers installed in the cities of Foz do Iguaçu, Pato Branco, Francisco Beltrão and Dois Vizinhos, presumed credit of 80% on the sales value made by them, when components, parts and accessories received from abroad are applied, with deferral (extended payment) of the ICMS.

The investors who may benefit from this significant reduction of the tax load should develop the software, necessarily, in Brazil.

OTHER TAX BENEFITS

Other tax benefits focus on specific sectors such as information technology, oil and natural gas, biodiesel, agribusiness and food chain, etc. Basically, such benefits could foster the investments as follows:

- Through the Reduction of the Base of Calculation of the ICMS, part of Annex II of the ICMS Regulation (Decree no. 6.080/2012), which could reach various sectors of the economy in internal and interstate operations;
- Through the concession of Special Regimes for certain investors/taxpayers and due to the activity to be implanted in the State. Certain companies could receive differentiated treatment due to the number of direct and indirect jobs they create, as well as the possibility of future tax collection for the State of Paraná.

06.

USEFUL CONTACTS

Amcham Curitiba – American Chamber of Commerce for Brazil in Curitiba

Rua João Marchesini, 139

CEP 80215-432 – Curitiba / PR – Brazil

Telephone: (55 41) 2104-9350

E-mail: amcham.curitiba@amchambrasil.com.br

Website: www.amcham.com.br

STATE GOVERNMENT

State Government of Paraná

Palácio Iguaçu

Praça Nossa Senhora de Salete, s/n

Centro Cívico

CEP 80530-909 – Curitiba / PR – Brazil

Telephone: (55 41) 3350-2400

Website: www.pr.gov.br

State Secretary for Planning and Political Coordination

Palácio das Araucárias, 4º Andar, Ala “A”

Rua Jacy Loureiro de Campos, s/n

Centro Cívico

CEP 80530-140 – Curitiba / PR – Brazil

Telephone: (55 41) 3313-6275

Website: www.sepl.pr.gov.br

State Secretary for Industry, Commerce and MERCOSUR Affairs

Palácio das Araucárias, 1º Andar, Ala “A”

Rua Jacy Loureiro de Campos, s/n

Centro Cívico

CEP 80530-915 – Curitiba / PR – Brazil

Telephone: (55 41) 3351-7600

Website: www.seim.pr.gov.br

State Secretary of Tourism

Rua Deputado Mário de Barros, 1290

Edifício Caetano Munhoz da Rocha, 3º Andar

Centro Cívico

CEP 80530-913 – Curitiba / PR – Brazil

Telephone: (55 41) 3313-3500

Website: www.setu.pr.gov.br

State Finance Department

Av. Vicente Machado, 445 – Centro

CEP 80420-902 – Curitiba / PR – Brazil

Telephone: (55 41) 3321-9000

Website: www.fazenda.pr.gov.br

State Secretary of Infrastructure and Logistics

Av. Iguaçu, 420 – Rebouças

CEP 80230-020 – Curitiba / PR – Brazil

Telephone: (55 41) 3304-8000

Website: www.infraestrutura.pr.gov.br

FEDERATIONS

Federation of Commerce, Tourism and Services of the State of Paraná FECOMÉRCIO-PR

Rua Visconde do Rio Branco, 931, 6º Andar – Mercês

CEP 80.410-001 – Curitiba / PR – Brazil

Telephone: (55 41) 3883-4500
Website: www.fecomerciopr.com.br

FIEP – Federation of Industries of the State of Paraná
Av. Cândido de Abreu, 200
Centro Cívico
CEP 80530-902 – Curitiba / PR – Brazil
Telephone: (55) 0800-648-0088
Website: www.fiepr.org.br

FAEP – Federation of Agriculture of the State of Paraná
Rua Marechal Deodoro, 450, 14º Andar – Centro
CEP 80010-010 – Curitiba / PR – Brazil
Telephone: (55 41) 2169-7988
Website: www.sistemafaep.org.br

OCEPAR – Organization of the Cooperatives of the State of Paraná
Av. Cândido de Abreu, 501
Centro Cívico
CEP 80530-000 – Curitiba / PR – Brazil
Website: www.paranacooperativo.coop.br

AGENCIES OF THE FEDERAL GOVERNMENT IN THE STATE

INLAND REVENUE

Regional Office of the Inland Revenue in Paraná
Brazilian Finance Ministry
Avenida Marechal Deodoro, 555 – Centro
CEP 80200-911 – Curitiba / PR – Brazil
Telephone: (55 41) 3320-8002

Federal Tax Office in Curitiba

Avenida República Argentina, 3193 – Portão
CEP 80610-260 – Curitiba / PR – Brazil
Telephone: (55 41) 3314-4730

**Brazilian Federal Police
Regional Superintendence of Paraná**
Rua Professora Sandália Manzon, 210 – Santa Cândida
CEP 82640-040 – Curitiba / PR – Brazil
Telephone: (55 41) 3251-7500
Fax: (55 41) 3257-2738
On Call: (55 41) 3251-7501
Website: www.dpf.gov.br/institucional/pf-pelo-brasil/parana
E-mail: gab.srpr@dpf.gov.br

AGENCIES OF DEVELOPMENT AND INVESTMENT

FOMENTO PARANÁ – Development Agency of the State of Paraná
Avenida Vicente Machado, 445
3º, 4º e 5º Andares – Centro
CEP 80420-010 – Curitiba / PR – Brazil
Telephone: (55 41) 3883-8800
Fax: (55 41) 3883-8893
Website: www.fomento.pr.gov.br

AGINPAR - Internationalization Agency of Paraná
Rua Máximo João Kopp, 274, 3rd Block
CEP 82630-900 – Curitiba/ PR – Brasil
Telephone: (55 41) 3351-6250 / 3883-4516
E-mail: rlemes.aginpar@gmail.com

Agência Curitiba de Desenvolvimento S/A
Rua Barão do Rio Branco, 45 – 7º e 8º Andares – Centro
CEP 80010-180 – Curitiba / PR – Brazil
Telephone: (55 41) 3221-9900
Website: www.agenciacuritiba.com.br

Terra Roxa Investimentos

Av. dos Expedicionários, 342 – 7º Andar – Centro
CEP 86600-000 – Rolândia / PR – Brazil
Telephone: (55 43) 3255-3131
Website: www.terraroxa.org.br

AGÊNCIA – Regional Development Agency of the Southwest of Paraná
Rua Florianópolis, 478 – Centro
CEP 85601-560 – Francisco Beltrão / PR – Brazil
Telephone: (55 46) 3524-0558
Fax: (55 46) 3523-7083
Website: www.agenciasudoeste.org.br

ADEOP – Regional Development Agency of the Extreme West
Fundação PTI/EDE. Bloco 06 / Espaço 03
Av. Presidente Tancredo Neves, 6731
CEP 85856-970 – Foz do Iguaçu / PR – Brazil
Telephone: (55 45) 3576-7084
Website: www.adeop.org.br
E-mail: adeop@adeop.org.br

TRADE

Trade Board of Paraná
Rua Barão do Serro Azul, 316
CEP 80020-180 – Curitiba / PR – Brazil
Telephone: (55 41) 3310-3410
Fax: (55 41) 3310-3488
Website: www.juntacomercial.pr.gov.br

ACP - Trade Association of Paraná
Rua XV de Novembro, 621
CEP 80020-310 – Curitiba / PR – Brazil
Telephone: (55 41) 3320-2323
Website: www.acpr.com.br
E-mail: concex@acpr.com.br

INFRASTRUCTURE

DNER/DNIT – National Department of Transport Infrastructure
9th Unit of Terrestrial Infrastructure
Av. Victor Ferreira do Amaral, 1500

CEP 82800-000 – Curitiba / PR – Brazil
Telephone: (55 41) 3366-2266
Website: www.dnit.gov.br

APPA – Administration of the Ports of Paranaguá and Antonina
Avenida Ayrton Senna da Silva, 161
CEP 83203-800 – Paranaguá / PR – Brazil
Telephone: (55 41) 3420-1100
Website: www.appa.pr.gov.br

INFRAERO – Brazilian Airport Infrastructure Company – International Airport of Afonso Pena
Av. Rocha Pombo s/nº
CEP 83010-900 – São José dos Pinhais / Curitiba / PR – Brazil
PABX: (55 41) 3381-1515
FAX: (55 41) 3381-1127
Website: http://www.infraero.gov.br/index.php/br/aeroportos/parana/aeroporto-afonso-pena.html

TECHNOLOGY

TECPAR – Institute of Technology of Paraná
Rua Professor Algacyr Munhos Mader, 3775
Cidade Industrial de Curitiba
CEP 81350-010 – Curitiba / PR – Brazil
Telephone: (55 41) 3316-3000
Website: http://portal.tecpar.br

LACTEC – Institute of Technology for Development
BR 116, Km 98 – 8.813 – Centro Politécnico da UFPR
Jardim das Américas – Caixa Postal: 19.067
CEP 81531-980 – Curitiba / PR – Brazil
Telephone: (55 41) 3361-6200
Fax: (55 41) 3361-6007
Website: www.lactec.org.br

EDUCATION

International School of Curitiba

Av. Dr. Eugênio Bertolli, 3900
CEP 82410-530 – Curitiba / PR – Brazil
Telephone: (55 41) 3525-7400
Fax: (55 41) 3525-7499
Website: www.iscbrazil.com
E-mail: isc@iscbrazil.com

RESEARCH AND INFORMATION

SEBRAE – Brazilian Service in Support of Small Companies and Businesses

Regional Office of Curitiba
Rua Caeté, 150 – Prado Velho
CEP 80220-300 – Curitiba / PR – Brazil
Telephone: (55 41) 3330-5800
Fax: (55 41) 3330-5761
Website: www.sebraepr.com.br

CREA-PR – Regional Engineering, Architecture and Agronomy Council of Paraná

Administrative Headquarters
R. Dr. Zamenhof, 35 – Alto da Glória
CEP 80030-320 – Curitiba / PR – Brazil
Telephone: (55) 0800-410067
Website: www.crea-pr.org.br/

07.

ABOUT OUR SUPPORTERS

INTERNATIONAL SCHOOL OF CURITIBA

The International School of Curitiba is driven by the ideal of transforming and contributing to education, citizenship and humanity, preparing students to be global citizens and leaders committed to a life-long journey of academic and personal excellence. ISC's educational program encourages collaboration and leadership, inspires creativity and critical thinking, develops enduring understanding and problem-solving skills within a unique multicultural experience, where international faculty and students represent approximately 25 different nationalities. Founded in 1959, ISC provides an educational program from Toddler through 12th grade for the children of foreign families living and working in Brazil as well as for local Brazilian children.



International School of Curitiba – Truly International

Avenida Dr. Eugênio Bertolli, 3900
CEP 82410-530 – Curitiba/PR – Brasil
Telephone: (55 41) 3525-7400
Fax: (55 41) 3525-7499
E-mail: admissions@iscbrazil.com
Website: www.iscbrazil.com

ITAIPU BINACIONAL

Itaipu Binacional is the biggest Power Plant in clean and renewable energy in the planet. In 2012, it was responsible for 17.3% of the consumed energy in Brazil, and 72.5% in Paraguay. In the same year, it has surpassed its own production World Record, with 98.2 million MWh. Its mission is to “generate quality electric energy, with social and environmental responsibility, boosting sustainable economic, touristic and technological development, in both Brazil and Paraguay”. Itaipu hopes to arrive in 2020 as “the clean and renewable energy producer with the best operative performance and the one with the best sustainability practices in the world”.



Itaipu Binacional

Av. Tancredo Neves, 6.731
CEP 85856-970 - Foz do Iguaçu, Paraná, Brasil
Telephone: (45) 3520-5252

Calle De La Residenta, 1075
Caixa Postal CC6919 - ASU
Assunção, Paraguay
Telephone: 00 595 21 248-1000

PEREIRA, DABUL E ADVOGADOS ASSOCIADOS

Pereira, Dabul e Advogados Associados, founded in 2003 by members and lawyers formerly staffed in the legal department of a large international accounting and consultancy company, is recognized as a firm of lawyers and tax consultants focused on business development and on the continuous search of preventive solutions for their clients, counting on a rooted track record of safety, transparency and technical excellence of professionals. Structured with lawyers and consultants specialized in various corporate areas, Pereira, Dabul e Advogados Associados is headquartered in Curitiba, Paraná, maintaining a strong presence nationwide. It takes part in a select group of active and strategic partners for the provision of legal services and the areas of mergers and acquisitions, as well as supporting its clients with foreign and local investments.



Pereira, Dabul e Advogados Associados

Rua Pasteur, 463, 4º andar
CEP 80250-080 – Curitiba / PR – Brasil
Telephone: (55 41) 3075-1504
Fax: (55 41) 3075-1503
Website: www.pereiradabul.com.br
E-mail: info@pereiradabul.adv.br

FOMENTO PARANÁ

Fomento Paraná is a financial institution controlled by the State Government of Paraná and ruled by the Brazilian Central Bank rules, that authorized its operations in 1999. Its focus is to promote the regional economic development. Through its oriented-credit model, partnerships with different entities, and state-subsided interest rates, Fomento Paraná financially supports initiatives that generate income increase and employment. Our credit lines can help enterprises from individual and informal entrepreneurs focusing on their regularization up to middle-sized companies in Paraná. The company also acts in City-government financing focused on infrastructure projects, building of public equipment and machine acquisition.



Fomento Paraná

Avenida Vicente Machado, 445 4º andar
CEP 80420-010 – Curitiba / PR – Brasil
Telephone: (55 41) 3883 7000
Website: www.fomento.pr.gov.br
E-mail: falafomento@fomento.pr.gov.br

08.

ABOUT OUR SPONSOR

FEDERATION OF COMMERCE OF PARANÁ CHAMBER OF INTERNATIONAL RELATIONS

For most companies, to negotiate with different countries represent a great challenge. Therefore, an entity that can assist them is a major advantage that can guarantee international success.

The Chamber of International Relations is an executive division of the Federation of Commerce of Paraná (Fecomércio PR) to promote international meetings and symposia, business roundtables and international commercial missions, cultural promotion and commercial integration amongst Chambers of Commerce and the State of Paraná.

Its mission is to assist Embassies, Consulates and Chambers of Commerce in the development of their imports and exports in Paraná, and support the interest of its companies in international fairs, commercial missions and business roundtables.

With 59 Affiliated Employers' Unions, Fecomércio offers complete assistance in international business opportunities.

For further information, please contact:



Federation of Commerce of Paraná
Rua Visconde do Rio Branco, 931 – 6th Floor
CEP 80410-001 – Curitiba / PR – Brazil
Telephone: (55 41) 3883-4500
Fax: (55 41) 3883-4502
Website: www.fecomerciopr.com.br
E-mail: ruilemes@fecomerciopr.com.br

BELO HORIZONTE

Rua da Paisagem, 220
34000-000 – Nova Lima, MG
Tel.: (55 31) 2126-9750 • Fax: (55 31) 2126-9772
amcham.belohorizonte@amchambrasil.com.br

BRASÍLIA

SHIS QI 5, Comércio Local - Bloco C 1º andar - Lago Sul
71615-530 – Brasília, DF
Tel.: (55 61) 3704-8017 • Fax: (55 61) 3704-8037
amcham.brasilia@amchambrasil.com.br

CAMPINAS

Rua Dr. José Bonifácio Coutinho Nogueira, 150
Edf. Galleria Plaza – 7º andar, sala 701
13091-611 – Campinas, SP
Tel./Fax: (55 19) 2104-1250 / 2104-1275
amcham.campinas@amchambrasil.com.br

CAMPO GRANDE

Rua Hélio Yoshiaki Ikieziri, 34
Ed. Evidence Prime Office – Sala 206 – Royal Park
79100-000 – Campo Grande, MS
Tel.: (55 67) 3211-0906
amcham.campogrande@amchambrasil.com.br

CURITIBA

Rua João Marchesini, 139 – Prado Velho
80215-060 – Curitiba, PR
Tel.: (55 41) 2104-9350
amcham.curitiba@amchambrasil.com.br

GOIÂNIA

Avenida T-63, Qd. 145 – Lt. 08/09
Edf. New World, sala 105 – Setor Bueno
74230-100 – Goiânia, GO
Tel.: (62)3275-6010 • Fax.: (62)4006-1172
amcham.goiania@amchambrasil.com.br

JOINVILLE

Rua Dr. Plácido Gomes, 610
Edf. Dona Tereza – Sala 202 – Anita Garibaldi
89202-050 – Joinville, SC
Tel.: (55 47) 3028-1239
amcham.joinville@amchambrasil.com.br

PORTO ALEGRE

Av. Dom Pedro II, 861 – 8º andar
Prédio do CIEE
90550-142 – Porto Alegre, RS
Tel.: (55 51) 2118-3700 • Fax: (55 51) 2118-3738
amcham.portoalegre@amchambrasil.com.br

RECIFE

Av. Eng. Antônio de Góes, 742
51110-000 - Recife, PE
Tel.: (55 81) 3205-1850
Fax: (55 81) 3205-1865
amcham.recife@amchambrasil.com.br

RIBEIRÃO PRETO

Avenida Wladimir Meirelles Ferreira, 1525
Ufficio Commerciale San Paolo, salas 1 e 2
14021-630 – Ribeirão Preto, SP
Tel.: (55 16) 2132-4599 • Fax: (55 16) 2132-4563
amcham.ribeiraopreto@amchambrasil.com.br

SALVADOR

Avenida Tancredo Neves, 1632
Edf. Salvador Trade Center
Torre Norte, sala 1307 – Caminho das Árvores
41820-020 – Salvador, BA
Tel.: (55 71) 3480-3481
amcham.salvador@amchambrasil.com.br

SÃO PAULO

Rua da Paz, 1431 – Chácara Santo Antônio
04713-001 – São Paulo, SP
Tel.: (55 11) 4688-4102 • Fax: (55 11) 5180-3777
ombudsman@amchambrasil.com.br

UBERLÂNDIA

Rua Santos Dumont, 46 – Santa Mônica
38400-060 – Uberlândia, MG
Tel.: (55 34) 2101-4100 • Fax: (55 34) 2101-4107
amcham.uberlandia@amchambrasil.com.br

VISIT THE HOW TO WEBSITE:

www.amcham.com.br/howto

Support:



FomentoParaná

